




Interactive  
Notebook  
**2<sup>nd</sup> GRADE**

Made by a  
2<sup>nd</sup> grade  
teacher for  
little 2<sup>nd</sup>  
grade hands!


**All** Language Standards

Directions: Bubble cut around the flowers and leaves as one piece. Glue as seen below. Brainstorm words with the given prefix. Write the word and meaning on each petal.

A **PREFIX** is added to the beginning of a root word to change the meaning.



prefix = "re"  
Meaning = "again"



prefix = "un"  
Meaning = "not"

# Credits:

Images by Claudia V. Harris, Digibonbons

<http://www.teacherspayteachers.com/Store/Activities-By-Jill>


<https://www.teacherspayteachers.com/Store/Melonheadz>

<https://www.teacherspayteachers.com/Store/Digital-Dollface>

[www.digitalclassroomclipart.com](http://www.digitalclassroomclipart.com)



WHIMSY CLIPS



kimberly  
geswein  
fonts

