




Interactive
Notebook
2nd GRADE

Made by a
2nd grade
teacher for
little 2nd
grade hands!


All Language Standards

Directions: Bubble cut around the flowers and leaves as one piece. Glue as seen below. Brainstorm words with the given prefix. Write the word and meaning on each petal.

A **PREFIX** IS
Added to the
beginning of a root
word to change
the meaning.



prefix = "pre"
meaning = "before"



prefix = "dis"
meaning = "not"

Credits:

Images by Claudia V. Harris, Digibonbons

<http://www.teacherspayteachers.com/Store/Activities-By-Jill>


<https://www.teacherspayteachers.com/Store/Melonheadz>

<https://www.teacherspayteachers.com/Store/Digital-Dollface>

www.digitalclassroomclipart.com



WHIMSY CLIPS



kimberly
geswein
fonts

